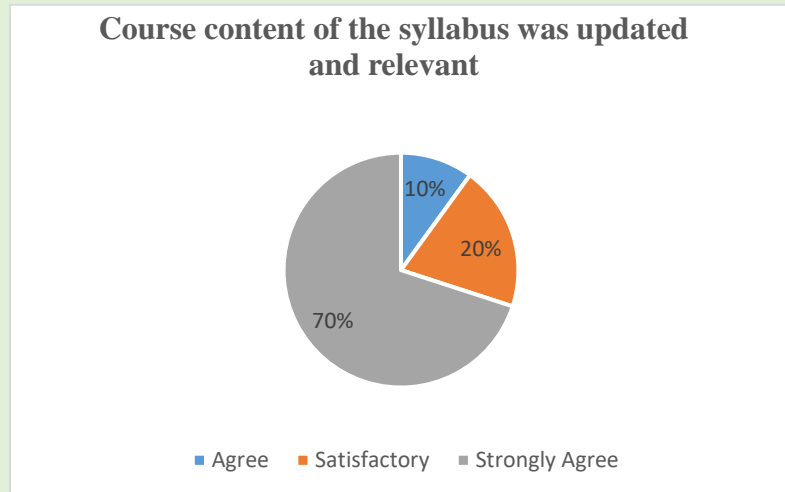


Student's Feedback on Curriculum

1. Course content of the syllabus was updated and relevant

Agree	10%
Satisfactory	20%
Strongly Agree	70%

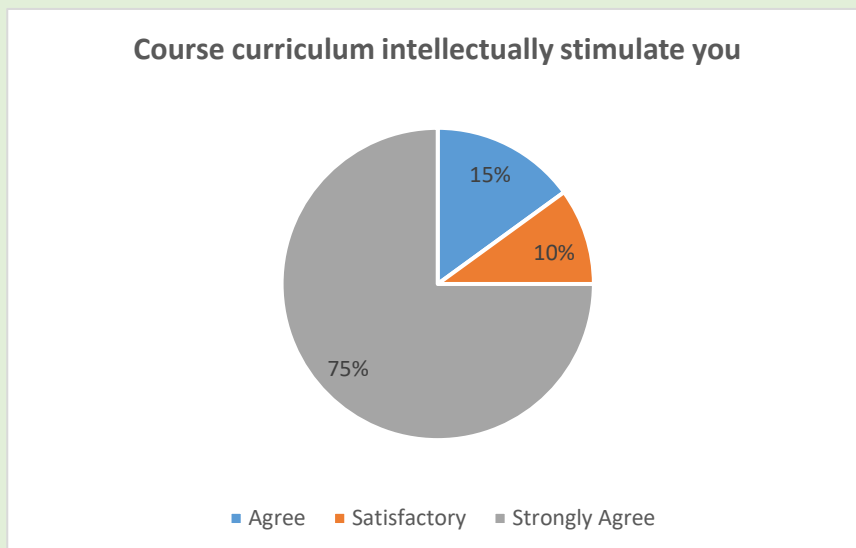


Observation:

The figure shows how the Course content of the syllabus was updated and how relevant it was. It has been observed that 10% of students agree that the Course content of the syllabus was updated from time to time. 20% of students felt that course syllabus updation was relevant and satisfactory. 70% students strongly agree that there was Excellency in the course content of the syllabus that was updated and it was relevant.

2. Course curriculum intellectually stimulate you

Agree	15%
Satisfactory	10%
Strongly Agree	75%

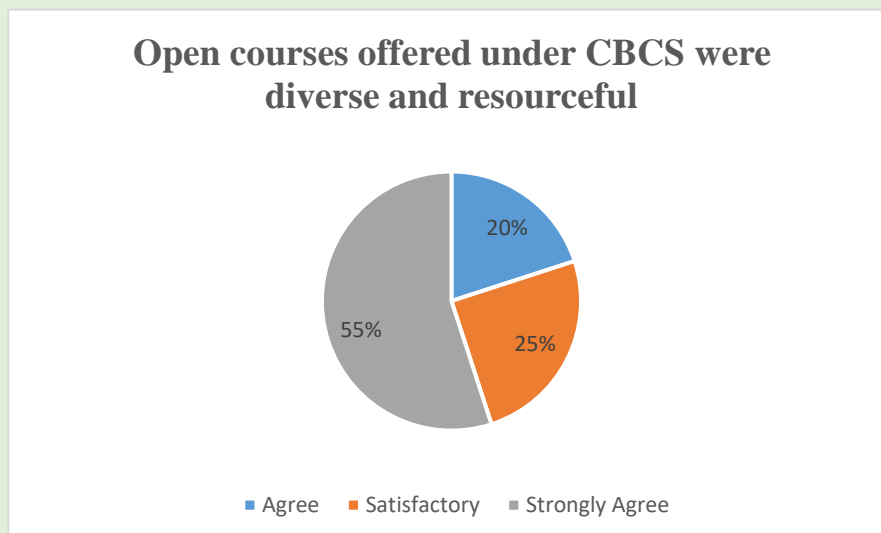


Observation:

The figure shows whether the course curriculum intellectually stimulates the students. It has been observed that 15% of students agree that the course curriculum intellectually stimulates the students. 10% of students are satisfied that the course curriculum intellectually stimulates the students. 75% of students strongly agree that the course curriculum intellectually stimulates the students.

3. Open courses offered under CBCS were diverse and resourceful

Agree	20%
Satisfactory	25%
Strongly Agree	55%

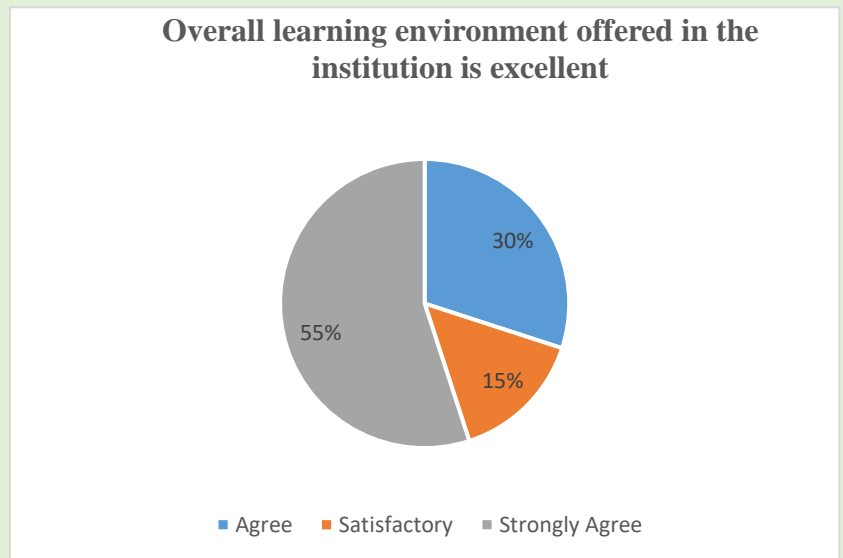


Observation:

The figure shows whether the open courses offered under CBCS were diverse and resourceful. It has been observed that 20% students agree that the open courses offered under CBCS were diverse and resourceful. 25% students are satisfied that the open courses offered under CBCS. 55% students strongly agree that the open courses offered under CBCS were diverse, resourceful and excellent.

4. Overall learning environment offered in the institution is excellent

Agree	30%
Satisfactory	15%
Strongly Agree	55%

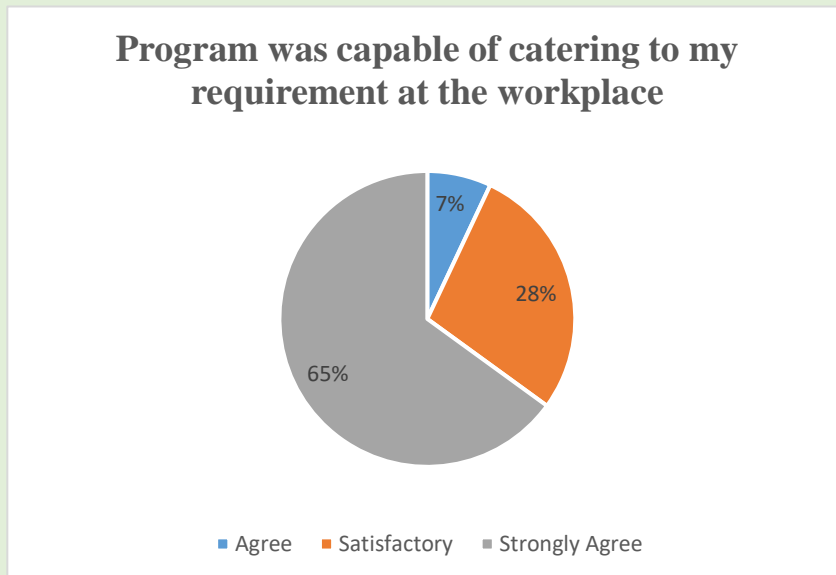


Observation:

The figure shows whether the overall learning environment offered in the institution is excellent. It has been observed that 30% students agree that the overall learning environment offered in the institution is good. 15% students are satisfied about the overall learning environment offered in the college. 55% students strongly agree that the overall learning environment offered in the institution is excellent.

5. Program was capable of catering to my requirement at the workplace

Agree	7%
Satisfactory	28%
Strongly Agree	65%

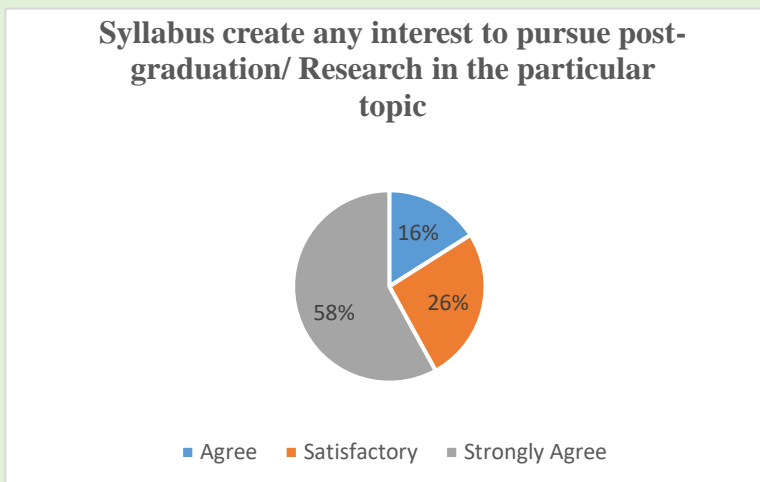


Observation:

1. The figure shows whether the program was capable of catering to the student's requirements at the workplace. It has been observed that 7% of students agree that the program was capable of catering to the needed requirements. 28% of students felt that the program catering to the student's requirements at the workplace was good and satisfactory. 65% students strongly agree that Program was capable of catering to my requirement at the workplace.

6. Syllabus create any interest to pursue post-graduation/ Research in the particular topic

Agree	16%
Satisfactory	26%
Strongly Agree	58%

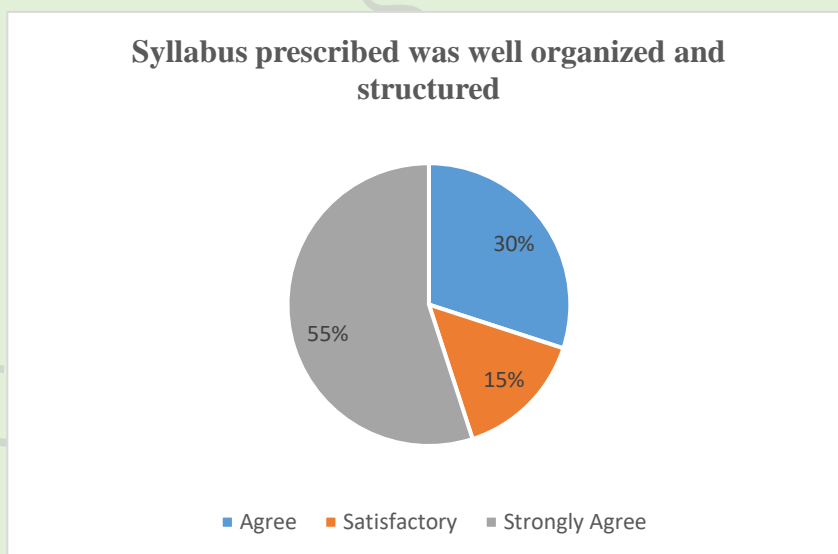


Observation:

The figure clearly states whether the syllabus create any interest to pursue post-graduation/ Research in the particular topic. It has been observed that 16% students agree that the syllabus creates interest to pursue post-graduation. 26% students are satisfied with the syllabus. 58% students strongly agree that the syllabus is excellent and creates interest to pursue post-graduation/research in the particular topic.

7. Syllabus prescribed was well organized and structured

Agree	30%
Satisfactory	15%
Strongly Agree	55%



Observation:

The figure conveys whether the Syllabus prescribed was well organized and structured. It has been observed that 30% of students agree that the Syllabus prescribed was well organized. 15% of students are satisfied with the syllabus given by the institution. 55% of students strongly agree that the syllabus prescribed is excellent, well organized, and structured.