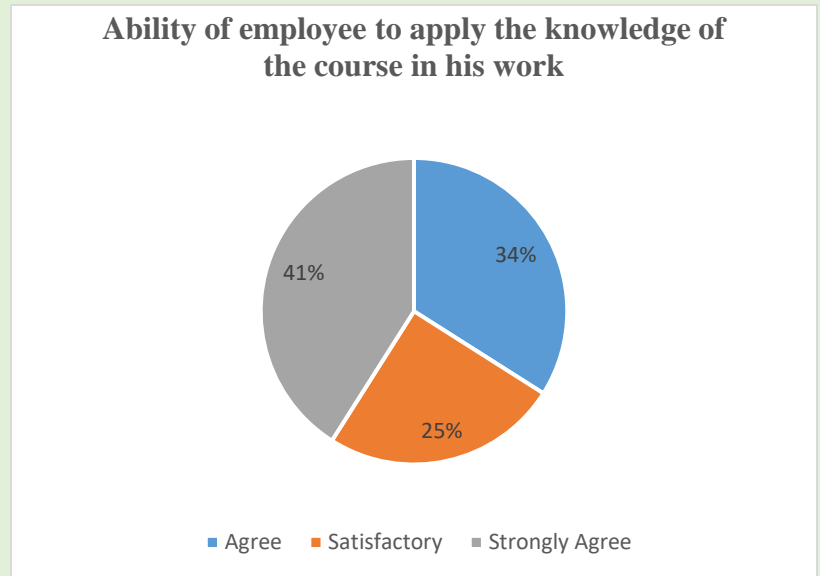


Employer's Feedback Analysis

1. Ability of employee to apply the knowledge of the course in his work

OPTIONS	RESPONSES
Agree	34%
Satisfactory	25%
Strongly Agree	41%

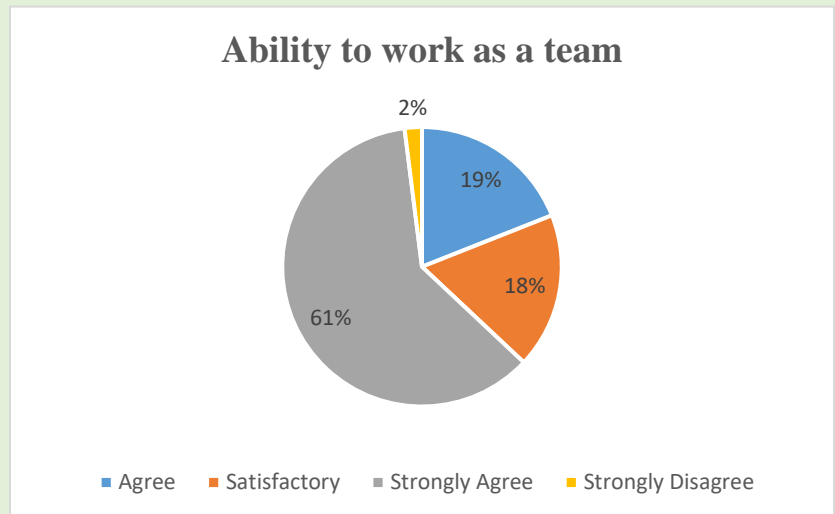


Observation:

The figure shows the Ability of employee to apply the knowledge of the course in his work. It has been observed that 34% of employers agree that the employee has certain ability to apply knowledge of the course in work. 25% Employers felt that the ability of the employee is satisfactory. 41% Employers strongly agree that the employee has Excellency in applying the knowledge of the course at his work.

2. Ability to work as a team

OPTIONS	RESPONSES
Agree	19%
Satisfactory	18%
Strongly Agree	61%
Strongly Disagree	2%

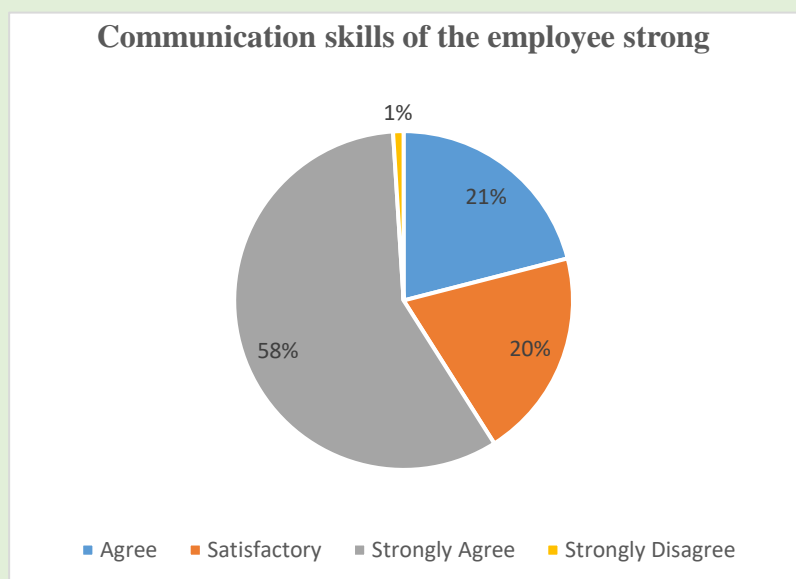


Observation:

The figure portrays the ability of the employee to work as a team. It has been observed 19% of employers agree that the employee has certain ability to work as team. 18% Employers felt that the ability of the employee to work as team is satisfactory. 61% employers strongly agree that the employee has Excellency in adopting and working as a team and 2% employers strongly disagree to the statement.

3. Communication skills of the employee strong

OPTIONS	RESPONSES
Agree	21%
Satisfactory	20%
Strongly Agree	58%
Strongly Disagree	1%

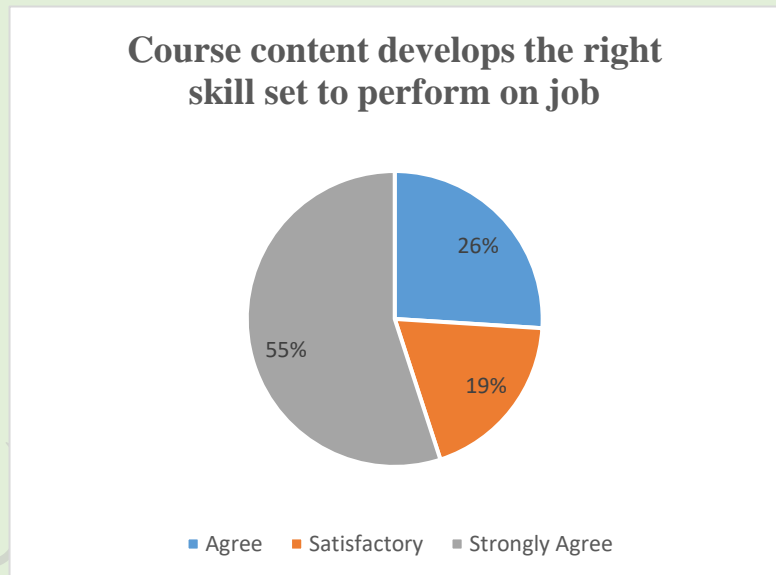


Observation:

The above figure depicts the communication skills of the employee. It has been observed that 21% of employers agree that the employee has manageable communication skills. 20% employers felt that the employee has good communication skills at work. 58% employers strongly agree that the employee has excellent communication skills, and 1% employers strongly disagree to the statement.

4. Course content develops the right skill set to perform on job

OPTIONS	RESPONSES
Agree	26%
Satisfactory	19%
Strongly Agree	55%

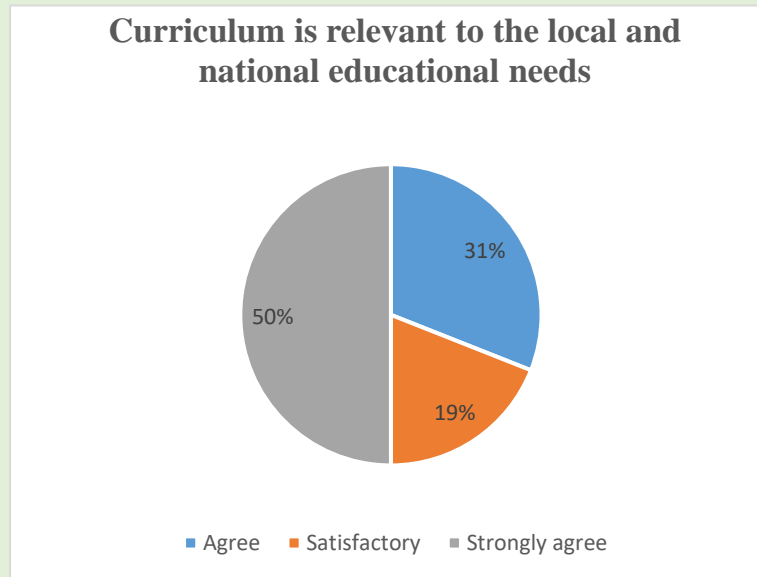


Observation:

The figure shows that the Course content develops the right skill set to perform on job. It has been observed that 26% of employers agree to the statement. 19% employers felt that the course content fairly develops the right skill set. 55% employers strongly agree that the course content plays a major role in developing the right skill set to perform on job.

5. Curriculum is relevant to the local and national educational needs

OPTIONS	RESPONSES
Agree	31%
Satisfactory	19%
Strongly agree	50%

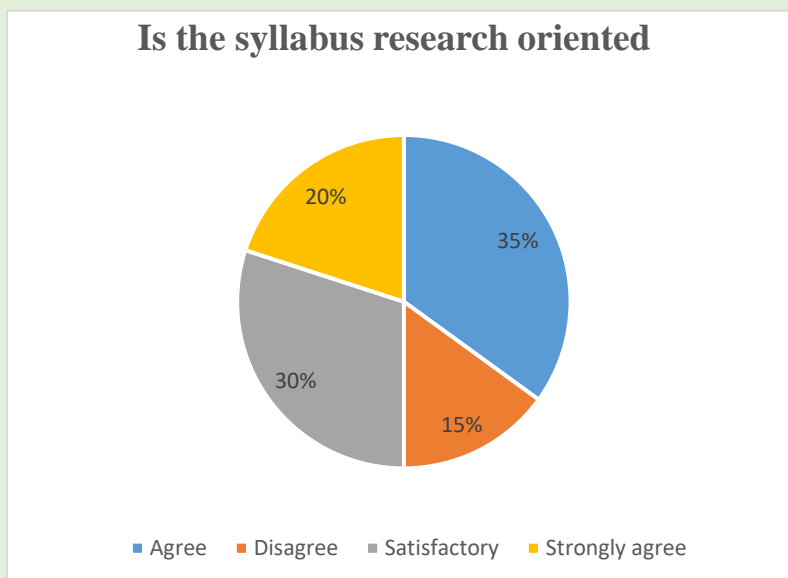


Observation:

The above diagram shows whether the Curriculum is relevant to the local and national educational needs. It has been observed 31% of employers agree to the statement. 19% employers felt that there is a need of Curriculum for local and national educational needs and 50% employers strongly agree that the Curriculum is very much relevant to the local and national educational needs.

6. Is the syllabus research oriented?

OPTIONS	RESPONSES
Agree	35%
Disagree	15%
Satisfactory	30%
Strongly agree	20%

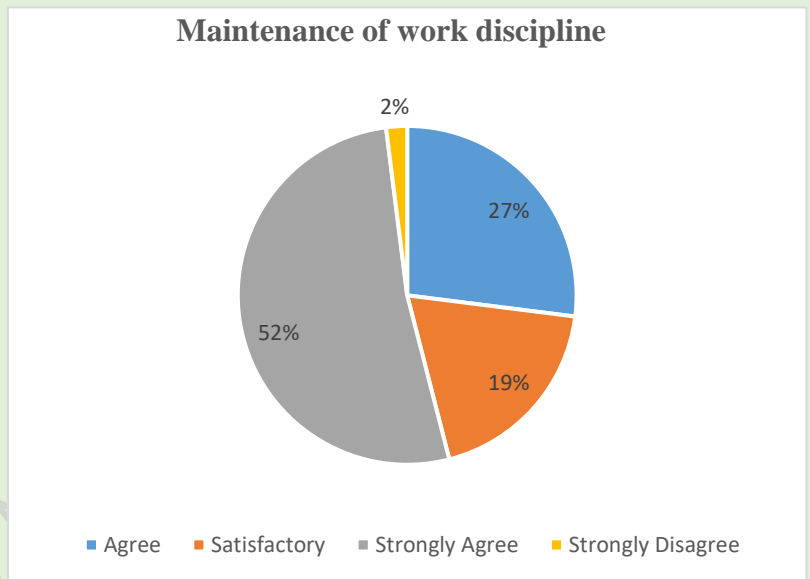


Observation:

The above figure depicts whether the syllabus is research oriented. It has been observed that 35% of employers agree that the syllabus is research oriented. 15% employers believe that the syllabus is not research oriented. 30% employers felt the statement is satisfactory and 20% employers strongly agree that the syllabus is research oriented.

7. Maintenance of work discipline

OPTIONS	RESPONSES
Agree	27%
Satisfactory	19%
Strongly Agree	52%
Strongly Disagree	2%

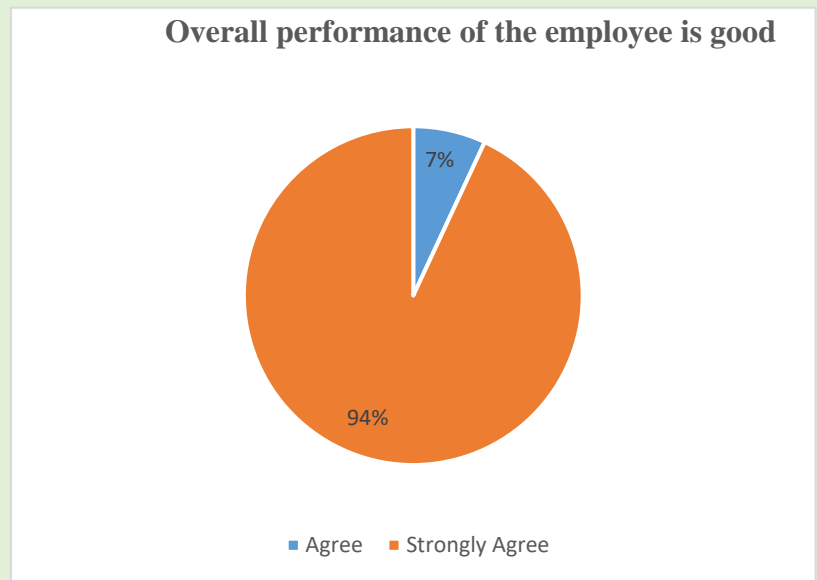


Observation:

The above figure depicts the maintenance of work discipline by the employee. It has been observed that 27% of employers agree that the employee has work discipline. 19% employers felt that the employee has good maintenance of work discipline. 52% employers strongly agree that the employee has excellent maintenance of work discipline. 2% employers strongly disagree to the statement.

8. Overall performance of the employee is good

OPTIONS	RESPONSES
Agree	7%
Strongly Agree	94%

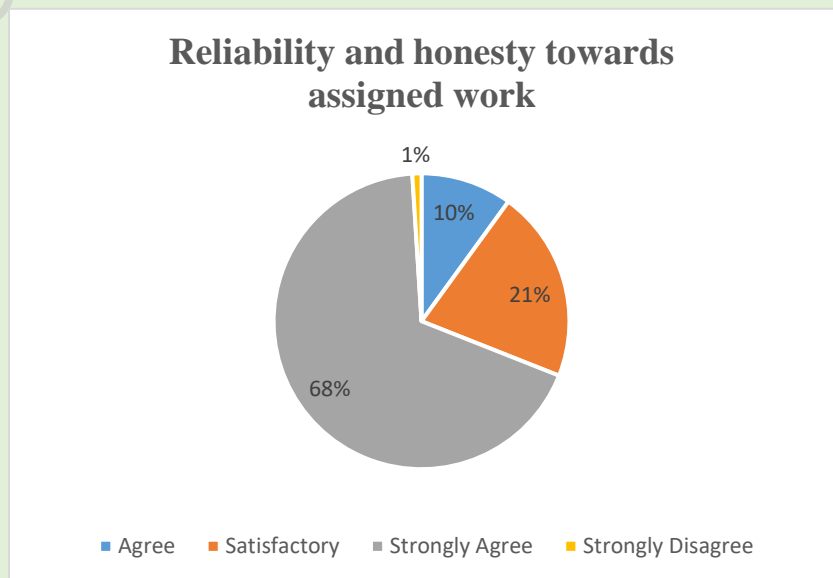


Observation:

The above figure depicts the overall performance of the employee. It has been observed that 7% of employers agree that the overall performance of the employee is good. 94% employers strongly agree to the statement that overall performance of the employee is excellent.

9. Reliability and honesty towards assigned work

OPTIONS	RESPONSE
Agree	10%
Satisfactory	21%
Strongly Agree	68%
Strongly Disagree	1%

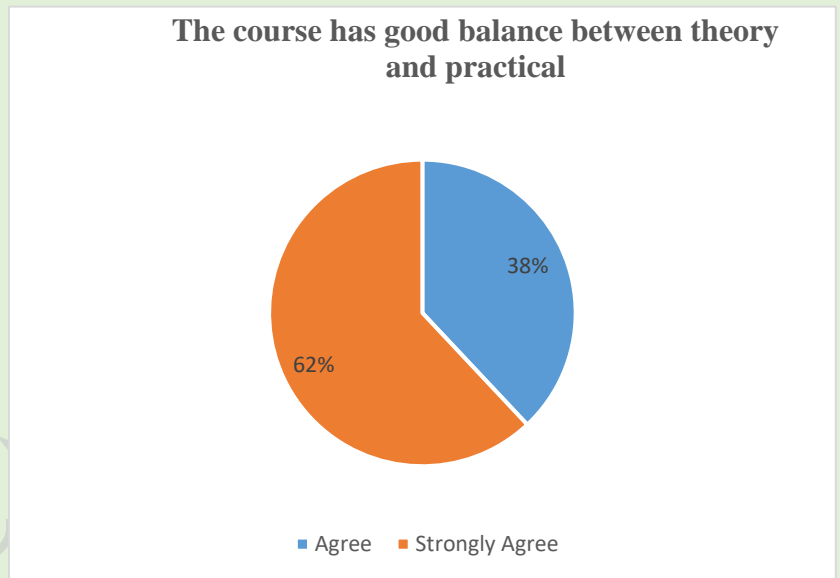


Observation:

The above figure depicts the reliability and honesty of the employee towards assigned work. It has been observed that 10% of employers agree that the employee is reliable and honest. 21% employers felt that the reliability and honesty of the employee is satisfactory, 68% employers strongly agree that the reliability and honesty of the employee towards assigned work is excellent and 1% employers strongly disagree to the statement.

10.The course has good balance between theory and practical

OPTIONS	RESPONSES
Agree	38%
Strongly Agree	62%



Observation:

The above figure depicts whether the course have good balance between theory and practical. It has been observed that 62% of employers agree that the course have good balance between theory and practical and 38% Employers strongly agree to the statement.